


## Patient information for visiting the Swadlincote Assessment Centre (Red Hub)

**PLEASE  
NOTE THIS IS  
NOT A  
TESTING  
CENTRE,  
THIS IS AN  
ASSESSMENT  
CENTRE.**


**Please be  
aware that  
there will be  
no toilet or  
bathroom  
facility at  
the  
assessment  
centre.**

**Only one  
patient will  
be seen at  
any one time,  
each patient  
must have an  
appointment.  
Ideally only  
one patient  
per car to be  
seen.**


**When attending the assessment centre, you must attend via car and arrive with the windows closed. You will need to provide the licence plate number, colour and make of the car you will be attending in at the point of booking.**



**You should wear a shirt/top that can be pulled down to expose the top of your chest so the doctor is able to do the necessary observations. Please do not arrive with lots of layers on which will make it difficult for you to expose the top of your chest.**



**You should ensure that your hands are warm when attending the assessment centre, either wear warm gloves, sit on your hands or place your hands on your tummy. This is important otherwise the pulse oximeter will not work. Please also ensure you remove nail varnish or acrylic nails from at least 1 finger, as again the pulse oximeter will not work if you do not do this.**



**Please be aware when visiting the assessment centre there may be four possible outcomes;**

- 1) You will be advised to return home and self-isolate.**
- 2) You will be asked to be reviewed at the hub within a specified period of time.**
- 3) You will be given a course of antibiotics.**
- 4) You will be advised to attend A&E for further treatment.**